



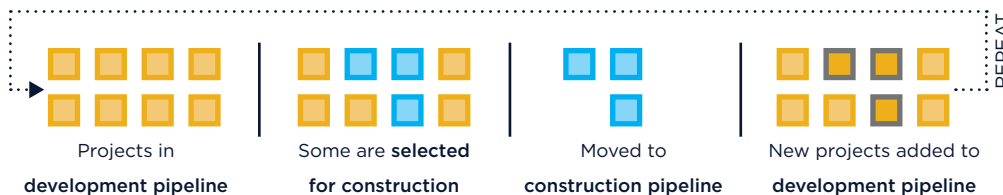
2021 LOCAL CONSULT STATEWIDE SUMMARY

Local Consult is the public engagement process for the 10-year Eisenhower Legacy Transportation Program (IKE). It takes place every two years to get input from Kansans on a list of potential highway modernization and expansion projects for each region. It's also an opportunity to strengthen local partnerships, to better understand which KDOT programs matter most to communities, and to get feedback on how delivery can be improved.

During the 2021 Local Consult process, KDOT engaged with more than 3,000 Kansans from August through September. The input received helps KDOT understand community priorities to help determine which projects move forward into the IKE development pipeline for further engineering and analysis. Because regional conditions and priorities change over time, KDOT comes back every two years to make sure projects fit the needs of communities today and into the future. During Local Consult, **you speak, KDOT listens and together, we work.**

HOW DOES THE PROCESS WORK?

The Local Consult process starts with a list of potential projects—some recommended by communities, others by KDOT District staff. Prior to Local Consult meetings, these projects are evaluated based on crash history, current and projected congestion, economic impact, and other factors. They are then given a score based on where they rank relative to each other. **For 2021, KDOT staff worked with communities to evaluate 121 projects totaling \$6.5 billion.**



The priorities shared at Local Consult help KDOT determine which projects move forward into the development pipeline. IKE is built on giving Kansans more transportation choices, leveraging partnerships and solving local challenges. Kansans who engage in the Local Consult process bring unique perspectives and ideas to the table, as well as provide input on highway modernization and expansion projects that are important both to local communities and each region of the state.

LOCAL CONSULT PARTICIPATION BY THE NUMBERS



KDOT HEARD FROM
3,115 PARTICIPANTS
 DURING 2021
 LOCAL CONSULT
(Includes below breakdown)



1,915
 PARTICIPATED IN
 SUMMER SURVEY



1,080
 PARTICIPATED IN
 LIVE ZOOM MEETINGS



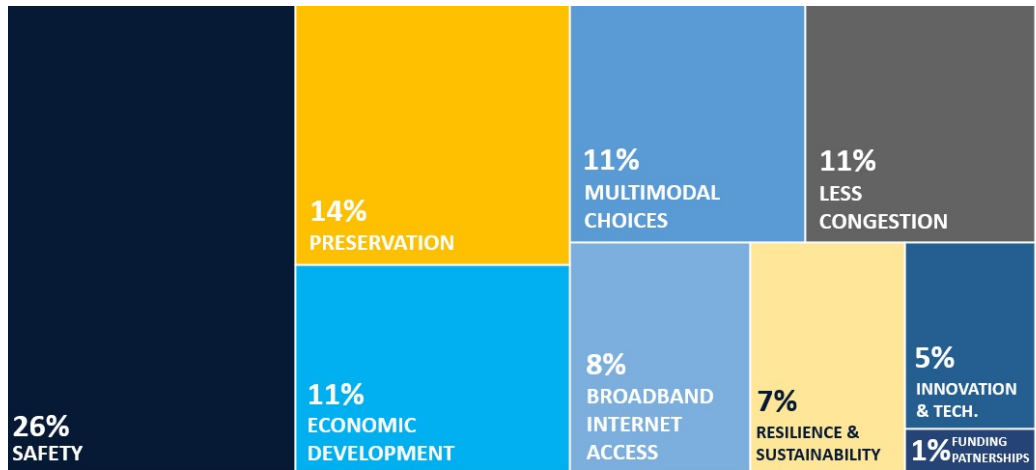
120
 PARTICIPATED IN
 ON-DEMAND ONLINE MEETINGS

SUMMER SURVEY STATEWIDE HIGHLIGHTS

In preparation for the Local Consult meetings, a summer survey was available online in August 2021. The survey was open for two weeks and KDOT received 1,915 total responses from across the state. The following is some of the feedback received.

WHAT'S IMPORTANT IN YOUR REGION?

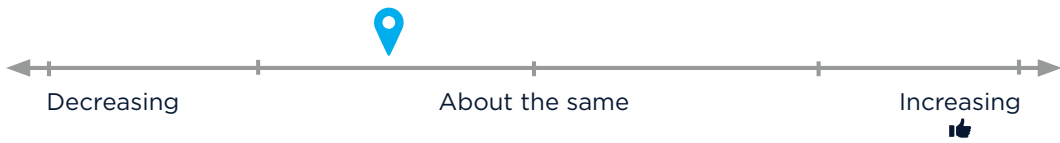
The following highlights how survey participants ranked their top transportation focus areas.



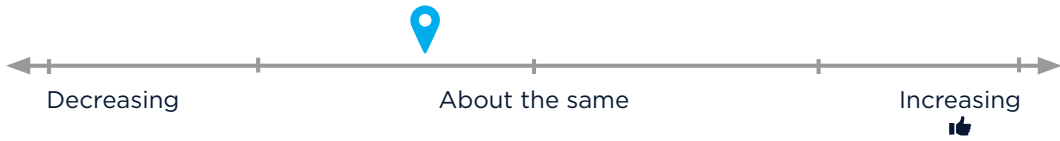
WHAT'S CHANGING IN YOUR REGION?

Survey participants were asked to share their observations of regional changes within the following categories.

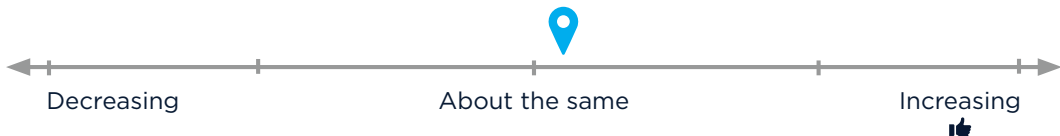
HOW IS SAFETY CHANGING?



HOW IS PUBLIC TRANSPORTATION CHANGING?



HOW IS ACTIVE TRANSPORTATION CHANGING?



“We choose to live in a community with high quality of life and are willing to commute for jobs. Having **well-maintained** and **safe roads** is important to our **economy and quality of life.**”

- NORTH CENTRAL KANSAN

“My city has been building **walking and riding trails** for several years and continue to do so. **State support is very important.** The trails are important.”

- SOUTH CENTRAL KANSAN

“**Preservation programs** have succeeded in **keeping our highways safe** and provide an **enjoyable driving experience.**”

- NORTHWEST KANSAN

“There have been **improvements** in safety in the last year or two but there are **still dangerous areas** on the highways (I-435 and I-35) that are particularly so during **rush hour** and with **large trucks.**”

- KC METRO KANSAN

“Accessible **public transportation** to neighboring communities that is **reliable** and **affordable.**”

- SOUTHEAST KANSAN

“A great number of people in Southwest Kansas **commute many miles** one way for work. The **increasing truck traffic** especially the **oversized loads** for all the wind farms have really taken a toll on the highways leaving them riddled with potholes and **congested beyond what is reasonable.**”

- WICHITA METRO KANSAN

“More **routes**, additional **locations**, extended **hours** for **public transportation.**”

- SOUTHWEST KANSAN